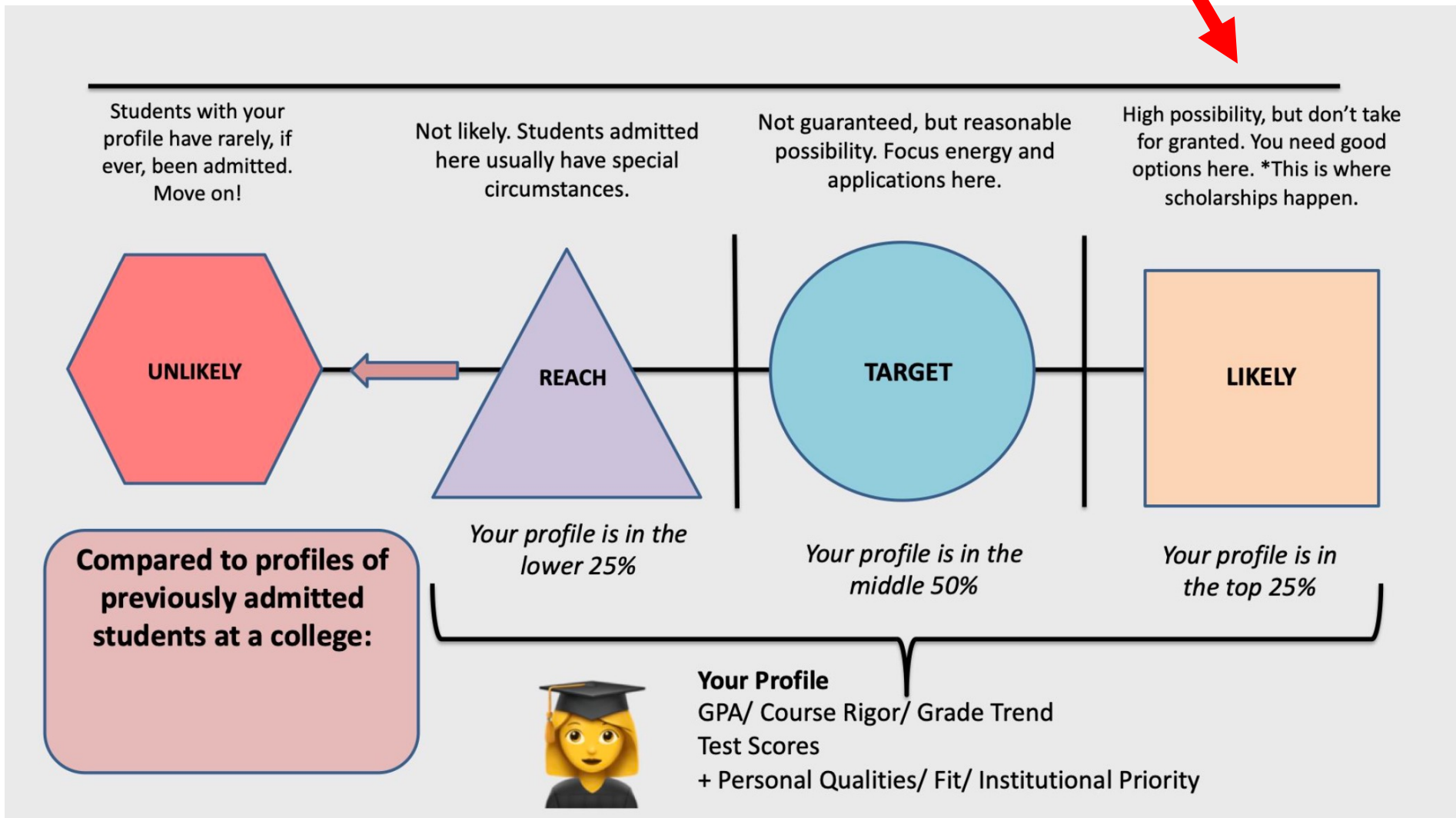


The List

Creating a Realistic Plan

What makes a good one?

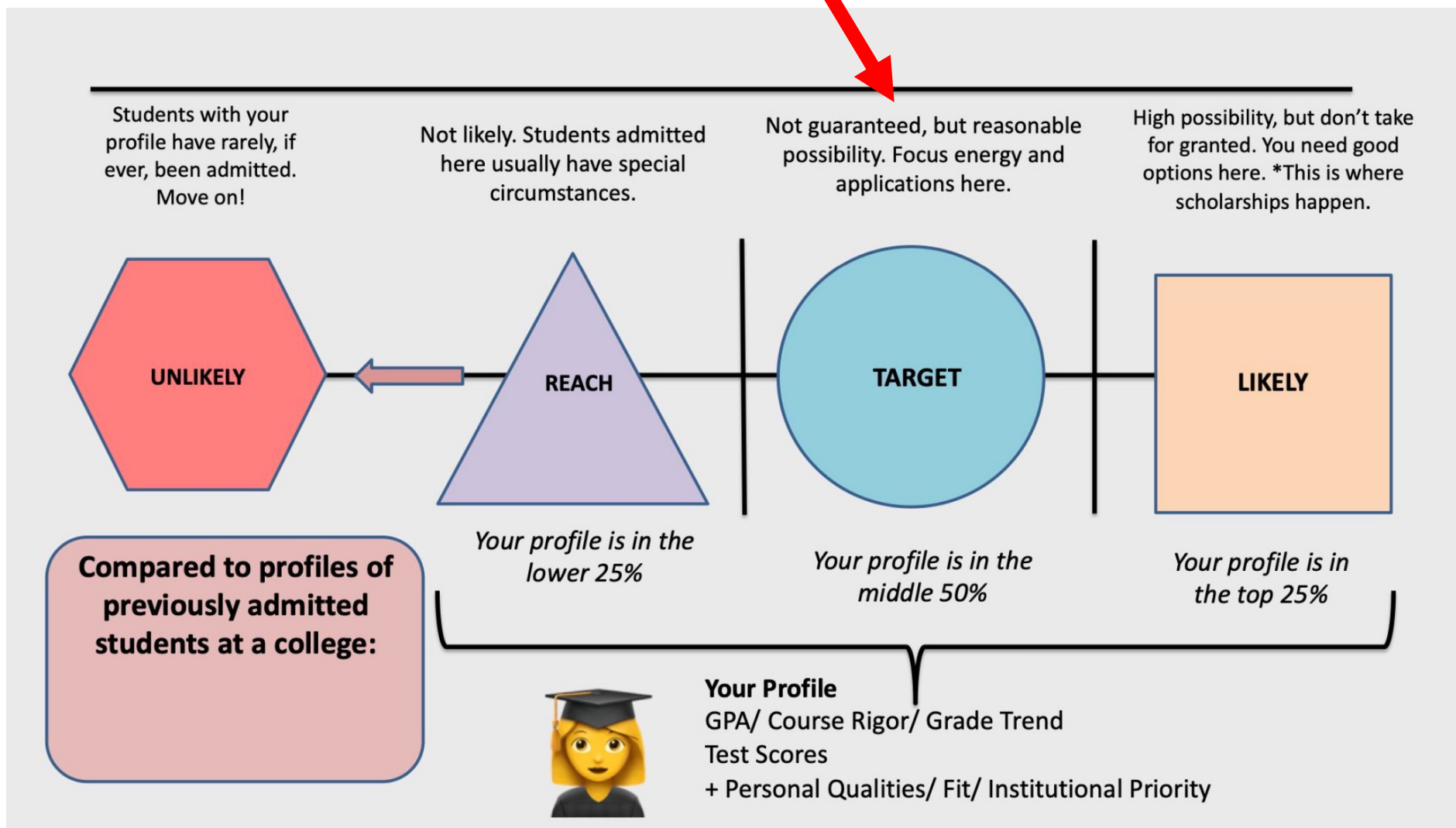
2-3 Likely / Safety Schools: – Your grades and/or test scores typically fall above the 75th percentile of admitted students. PGs 4-5+ points above the minimum. The school usually accepts more than 75-80% of its applicants. You will ‘almost’ certainly gain admission.



4-6 Target/Match Schools: Your grades and/or test scores more closely fit the ones of accepted students or at least fall within a realistic range.

PGs match or 1-3 points above the minimum.

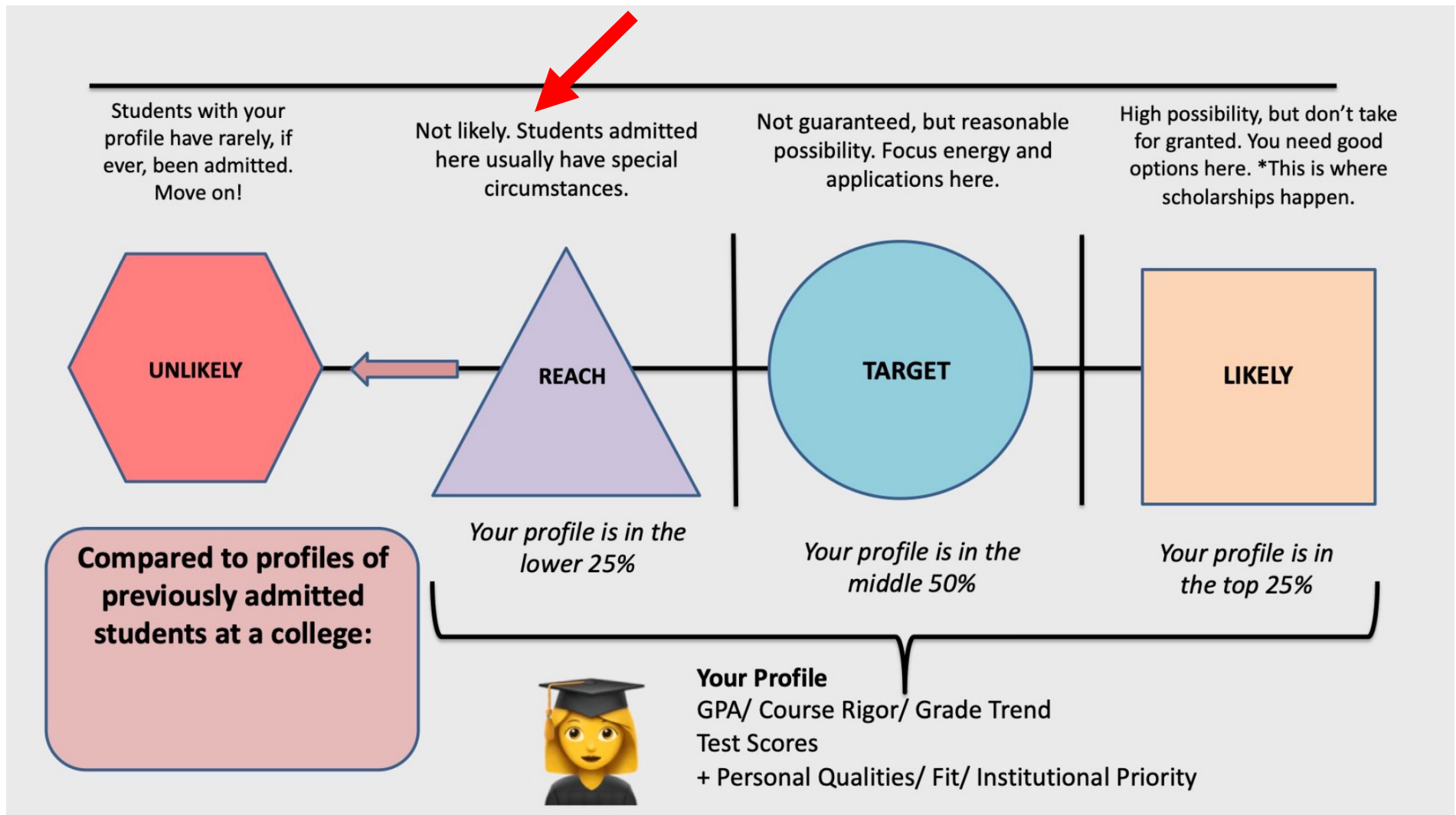
You have a reasonable chance, (typically better than 50-50) for admission.



2-3 Reach Schools: Your grades and/or test scores are below those of the majority of accepted students at these schools. PGs are below the minimum. It would take something compelling on your application to override those odds.

30% or less are **Selective/Very Selective**;

10% or less are **Extremely Selective Dream/Unlikely Schools**



If the school's admissions rate is under 30%, it's probably not a true likely / safety (or target) school for many applicants, even those with well above average (or perfect) scores and other strong factors.

Remember – what category a school falls into is relative to your unique statistics, i.e. a target school for one student may be a likely / safety school for another student

As you know...

No more GPAs

You have access to all your high school grades since G9 (parent's VC portal)

For institutions that use PGs, use them as a guide.

For institutions that publish GPA ranges, use the following UNOFFICIAL guide:

7 - 4.3

6 - 4.0

5 - 3.0

4 - 2.0

3 - 1.0

and 1 or 2 - 0.0

Or if you are predicted a 32, you're around a 3.1 to 3.4 ish

Use a university's profile as a guide

First-Year Class Profile

USF is anything but uniform. Just like our applicants, we aren't simply a few numbers on a page. But we know that when you're making choices, numbers can be important. So we've compiled some of the basics here.

Fall 2021 Class Profile

- ◆ Mid-50% SAT range: 1200-1370
- ◆ Mid-50% ACT range: 26-31
- ◆ Average GPA: 3.58

Use a university's profile as a guide

1,970

1,970 students from 48 states, plus Washington, D.C., Puerto Rico and 66 countries

49%

of Amherst students are domestic students of color

7:1

Student-to-faculty ratio

Student Body

- Enrollment: 1,970 students from 48 states, plus Washington, D.C., Puerto Rico and 66 countries
- Demographics: 51% women, 49% men; 98% live on campus
- U.S. students who self-identify as students of color: 49%
- International students in the student body: 10%
- Undergraduates in the Five College Consortium (which includes Amherst and four nearby schools—Hampshire, Mount Holyoke and Smith colleges and the University of Massachusetts): 31,000

Use a university's profile as a guide

Meet Our Newest Freshmen

Students in the BU Class of 2025 are at the top of their class, many are first in their families to attend college, and their backgrounds and experiences add a rich diversity to our already vibrant campus community.

3.6 - 4.0

Mid 50% GPA range

43%

Early Decision

4,011

TOTAL ENROLLED

TOP 10%

70% rank in the top 10% of their high school class

57%

Regular Decision

Brown received 6,775 Early Decision applications for the Class of 2027, a 10 percent increase over last year that makes this the largest Early Decision applicant pool in the University's history. Brown will make 879 offers of admission to next year's incoming Class of 2027 through Early Decision. Brown meets 100 percent of demonstrated financial need for all admitted undergraduates, and 45 percent of the University's undergraduate student body currently receives need-based financial aid.

Additionally, 15 percent of accepted students represent the first generation in their family to attend college. The students accepted from the Early Decision applicant pool come from 50 nations, 44 U.S. states, the District of Columbia, Guam and Puerto Rico. The countries most represented outside the United States are Canada, China, the United Kingdom, Brazil, South Korea, Turkey and Ukraine.

The Board of Admission has voted to defer 19 percent of our Early Decision applicants for a second evaluation of their credentials during the Regular Decision process. We will review their materials already submitted, as well as any credentials received in the coming months. The only additional items we require from deferred students are their Midyear Report and Transcript. Students may elect to upload additional information through the Brown Applicant Portal, including updates regarding senior year activities. Additional recommendation letters are neither requested nor required. Deferred applicants will receive decisions from us along with all Regular Decision applicants on March 30.

We have also denied 67 percent of this year's Early Decision applicants. We are very aware that this is not the outcome these students had hoped for, and want you to know that we have made every effort to make the same decision on their applications in December that we would have made in late March. Our deliberations throughout this process reflect our recognition of the competition for places in the entering class and our obligation under Early Decision to help students in their transition to college by advising them early, even when the decision may be disappointing.

What does this year's EDI applicant pool look like?

- This year, we received over 2,700 EDI applications. We admitted 533 students in EDI, which is 41% of our anticipated class of roughly 1,300 first-year students.

John Hopkins University

An update on Early Decision admissions

NYU continues to see record application growth — we received more than 11,000 Early Decision I applications this year, a notable increase of 14% from last year. As in the previous few years, just over half of our applicants submitted standardized testing scores (from either the SAT or ACT or one of our alternate testing options).

Despite this significant increase in applications, we are admitting roughly the same number of Early Decision I applicants as we did last year, resulting in a slightly more competitive admissions process. The average acceptance rate for most schools and campuses is in the high teens. As in the past, we expect to fill just over half of the Class of 2027 with applicants from our Early Decision rounds.

Be realistic. Ask yourself what you bring to the table and how that compares to the typical applicant that applies to X university.

Other Tools

- Maia Learning
- bigfuture.collegeboard.org (USA only)
- Niche.com (USA satisfaction)
- ucas.com (UK only)
- [Discoveruni.gov.uk](http://discoveruni.gov.uk) (UK satisfaction)
- education.macleans.ca (Canada)
- erasmusprogramme.com (Continental Europe)
- studyinhongkong.edu.hk/en
- australianuniversities.com.au
- studyinjapan.go.jp/en
- i-studentglobal.com (what to study, where to study, student life)
- iefa.org (scholarships finder)
- Pre recorded uni rep sessions
 - Individual uni websites
 - Physical guide books
 - (Virtual) campus tours
- Youtube
 - Tiktok
 - Alumni

Check out our university counselling website.

maialearning

Maniaravind Andiappan
ID: 196156 (GR: 11)

Add Task Send Message

← Previous Student Next Student →

University Search

2. Search Considering Applying Recommendations Decisions Milestones Prepare Docs Send Docs Send Summary

Search University List Canada X queen's X Search

Select Default Country

Filter Clear Filters

Universities

1 Universities found

Queen's University

1. Universities

3. Heart icon

Researching
in Maia Learning

maialearning

Counselor Student Admin

Dashboard Character Careers Academics Universities Financial Plan Events Portfolio Notes

← Back to university search

University Factsheet

University of Toronto

Overview Program List Admission UNIVERSITIES.FACTSHEET.TABS.COUNSELOR_NOTES.T International/Other Canadian Residents Ontario Residents

Admission Statistics

From 2019 To 2023

☒ GPA vs SAT ☐ GPA vs ACT

DATA.ALL DATA.ED DATA.EA DATA.ROLL DATA.RD SELECT.FLAG

maialearning

Maniaravind Andiappan
ID: 196156 (GR: 11)

Add Task Send Message

← Previous Student Next Student →

University Search

2. Search Considering Applying Recommendations Decisions Milestones Prepare Docs Send Docs Send Summary

Search University List Canada queen's Search

Filter Clear Filters

Universities

1 Universities found

Queen's University

1. Universities

3. Add to Considering List

Adding
to your
'Considering'
list

maialearning

Maniaravind Andiappan
ID: 196156 (GR: 11)

Add Task Send Message

← Previous Student Next Student →

Universities Considering

Search Considering Applying Recommendations Decisions Milestones Prepare Docs Send Docs Send Summary

Actively Considering Deleted View: Grid

Compare All Scores PDF CSV

Total number of colleges: 0

Empty in Universities Considering.
Use [University Search](#) University Search to find universities that interest you. Add them to your Considering List and they will show up here.



reach / dream
match / target
safety

Never apply to a
university that
you would not
gladly attend if
offered the choice.